



POST MOUNTS

POST
MOUNTS

MADE
Simpler



HARD SURFACE POST MOUNTS FOR VINYL RAILING

Committed To Excellence • Dedicated To Quality


SUPERIORPLASTICPRODUCTS.COM

2424S

Use With:
4"x 4" Plain Newel Post

IRC-N/A
IBC-N/A

INCLUDES: (1) Leveling Plate
(4) 3/8" x 1" Leveling Bolts

2432S

Use With:
4"x 4" Plain Newel Post

IRC-Yes
IBC-Up to 500lbs

INCLUDES: (1) Leveling Plate
(4) 3/8" x 1" Leveling Bolts
(2) 4" Spacers

2436G

Use With:
4"x 4" Plain Newel Post
4"x 4" Turned Newel Post

IRC- Yes
IBC-Up to 500lbs

INCLUDES: (1) Leveling Plate
(4) 3/8" x 1/2" Set Screws
(2) 4" Spacers

8424S

Use With:
4"x 4" Plain Newel Post

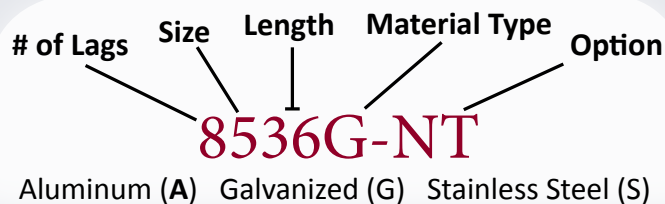
IRC-N/A
IBC-N/A

INCLUDES: (1) Leveling Plate
(4) 3/8" x 1/2" Set Screws

POST MOUNTS FOR



Product Code Legend



- *Post Mounts are for the Structural Surface Mounting of Vinyl Post Sleeves & Newels to a Hard Structural Surface*
- *Provides Alternative to Wood Posts • No Bowing, Warping, Splitting, & Rotting Issues Normally Seen with Wood Posts*
- *Must Fasten Securely to Structural Surface • Please Check Your Local Building Code Requirements*
- *Leveling Accessories & Spacers Included • Mounting Fasteners Not Included (Varying Surface Types)*

POST MOUNTS FOR 5"

4536A

Use With:
5"x 5" Plain Newel Post
5"x 5" Recessed Newel Post

IRC- Yes
IBC-Up to 750lbs

INCLUDES: (1) Leveling Plate
(4) 3/8" x 1" Leveling Bolts
(1) 5" Poly Block

4542A

Use With:
5"x 5" Plain Newel Post
5"x 5" Recessed Newel Post

IRC-Yes
IBC-Up to 750lbs

INCLUDES: (1) Leveling Plate
(4) 3/8" x 1" Leveling Bolts
(1) 5" Poly Block

8536G-NT
No Trim

Use With:
5"x 5" Plain Newel Post
5"x 5" Turned Newel Post
5"x 5" Recessed Newel Post

IRC- Yes
IBC-Up to 500lbs

INCLUDES: (1) Leveling Plate
(4) 3/8" x 1/2" Set Screws
(1) 5" Poly Block (top)
(1) 5" Poly Block (bottom)

8542G-NT
No Trim

Use With:
5"x 5" Plain Newel Post
5"x 5" Turned Newel Post
5"x 5" Recessed Newel Post

IRC-Yes
IBC-Up to 500lbs

INCLUDES: (1) Leveling Plate
(4) 3/8" x 1/2" Set Screws
(1) 5" Poly Block (top)
(1) 5" Poly Block (bottom)



8436G

Use With:

4" x 4" Plain Newel Post
4" x 4" Turned Newel Post

IRC- Yes

IBC-Up to 750lbs

INCLUDES:

(1) Leveling Plate
(4) 3/8" x 1/2" Set Screws
(2) 4" Spacers



8436G-NT

No Trim

Use With:

4" x 4" Plain Newel Post
4" x 4" Turned Newel Post

IRC-Yes

IBC-Up to 500lbs

INCLUDES:

(1) Leveling Plate
(4) 3/8" x 1/2" Set Screws
(4) 4" Spacers



8442G-NT

No Trim

Use With:

4" x 4" Plain Newel Post
4" x 4" Turned Newel Post

IRC- Yes

IBC-Up to 500lbs

INCLUDES:

(1) Leveling Plate
(4) 3/8" x 1/2" Set Screws
(4) 4" Spacers



8436G-PP

Plumb
Perfect

Use With:

4" x 4" Plain Newel Post
4" x 4" Turned Newel Post

IRC-Yes

IBC-Up to 750lbs

INCLUDES:

(1) 4" Top Spacer Block
w/Fastening Hardware
(1) 4" Bottom Spacer Block
(2) 5" Shims

R 4" NEWEL POSTS

In-House Pull Testing Apparatus



All Testing Conducted on Simulated Concrete Mounting

Item #	IRC One & Two Family	IBC Commerical use- All Groups	Post Size	# Mounting Bolts Req.	Guard Rail Use	Fencing Use
Plumb Perfect	X	UP TO 750 LBS.	4" or 5"	4	X	
2436G	X	UP TO 500 LBS.	4"	1	X	
8436G	X	UP TO 750 LBS.	4"	4	X	
8436G NT	X	UP TO 500 LBS.	4"	4	X	
8436G-PP	X		4" (5"W/BLK.)	4	X	
8442G NT	X	UP TO 500 LBS.	4"	4	X	
2424S	NONE	NONE	4"	1		X (Only) 3 1/2" Bottom Rail
2432S	X	UP TO 500 LBS.	4"	1	X	
8424S	NONE	NONE	4"	4		X (Only) 3 1/2" Bottom Rail
4536A	X	UP TO 750 LBS.	5"	2	X	X
4542A	X	UP TO 750 LBS.	5"	2	X	X
8536G NT	X	UP TO 500 LBS.	5"	4	X	
8542G NT	X	UP TO 500 LBS.	5"	4	X	
8636G	X	UP TO 1250 LBS.	6"	4	X	
8642G	X	UP TO 1250 LBS.	6"	4	X	
8636S	X	UP TO 1250 LBS.	6"	4	X	
8826S		UP TO 1500 LBS.	8"	4	X	
8836S		UP TO 1500 LBS.	8"	4	X	

6" • 8" NEWEL POSTS



8636G

Use With:

6" x 6" Plain Newel Post
6" x 6" Recessed Newel Post
6" x 6" Vintage Newel Post

IRC-Yes

IBC-Up to 1,250lbs

INCLUDES:

(1) Leveling Plate
(4) 3/8" x 1" Leveling Bolts
(4) 6" Spacers



8642G

Use With:

6" x 6" Plain Newel Post
6" x 6" Recessed Newel Post
6" x 6" Vintage Newel Post

IRC- Yes

IBC-Up to 1,250lbs

INCLUDES:

(1) Leveling Plate
(4) 3/8" x 1" Leveling Bolts
(4) 6" Spacers



8826S

Use With:

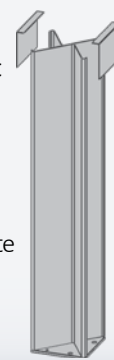
8" x 8" Plain Newel Post
8" x 8" Recessed Newel Post

IRC- Yes

IBC-Up to 1,500lbs

INCLUDES:

(1) Leveling Plate
(4) 3/8" x 1" Leveling Bolts
(2) Aluminum Inserts



8836S

Use With:

8" x 8" Plain Newel Post
8" x 8" Recessed Newel Post

IRC- Yes

IBC-Up to 1,500lbs

INCLUDES:

(1) Leveling Plate
(4) 3/8" x 1" Leveling Bolts
(2) Aluminum Inserts



Superior Plastic Products, Inc.

260 Jalyn Drive New Holland, PA 17557

SuperiorPlasticProducts.com



DEALER

SPPMKBR140618