



Shutters • Trim • Blocks & Utility Vents • Gable Vents • Roofing Accessories



beauty lies in the details

the little things

We've built an entire company on getting them right.

At Mid-America, we believe that true beauty lies in the details. It's why we're so passionate about providing the best siding accessories in the business. And why we've designed them to be both durable and stunning. Because for us, a great home exterior starts with the finishing touches.

Through our versatile "system" approach, color coordination, and wide range of sizes and styles, we make it easy to find the perfect details to match and accentuate any home. And since we design them all to mount directly onto any new or existing siding, they're as easy on contractors as they are on the eyes.

For all these reasons, we've long been recognized as the leading manufacturer of siding accessories. And why we create products that result in striking first impressions.



On the cover: Raised Panel Shutters, Black (002)
9" Flat Panel Window Headers with Keystones, White (001)

**Shutters**

Louver Shutters	8-9
Raised Panel Shutters	10-11
Board-N-Batten™ Shutters	12-13
Shutter Accessories	14

Trim

Window Headers	16-19
Door Surrounds	20-21
Dentil Trim	22

Blocks & Utility Vents

Standard Mount Blocks	24-27
Standard Utility Vents	28-31
SturdiMount™	32-33
Water Management	34-35
Insulated	36-37
UL® Electrical Products	38-39

Gable Vents.....40-43**Roofing Accessories**44-45**Color Program.....**46-47


A wide range of colors ...for one gorgeous

Shutters and siding are the most visible parts of any home exterior. Which makes finding the perfect color combination for the two so pivotal.

It's why at Mid-America, we offer an industry-leading color palette. Our shutters come in a variety of colors, making it easy to complement any home's siding.

And because home exteriors are more than just shutters and siding, we also offer our accessories in a variety of colors. It's the perfect way to give any home that beautiful, customized look.

Raised Panel Shutters, Classic Blue (036), Forest Green (028), and Wineberry (078) • 6" Flat Panel Window Headers with Keystone, White (001) Round Gable Vent, White (001)



home.



The Choice is Yours...

Nothing brings a home's exterior to life like gorgeous shutters. They not only complement a home's windows, they also provide another dimension of beauty and vibrancy. That's why we offer two shutter categories to choose from.

First, our standard shutters. They come in all the most popular sizes and colors, making it easy to find a shutter that matches the needs of almost any project. But don't worry. If a project requires a more personalized look, there's also our specialty shutters. They allow for customized styles, widths and lengths, making them perfect for those projects that need that special touch.



Specialty Louver-Panel Combination Shutters, Black (002) • 6" Flat Panel Window Headers, White (001)



Louver Shutters with Quarter Round Archtops, Black (002)



Specialty Louver-Panel Combination Shutters, Forest Green (028)

7



Standard Raised Panel Shutters, Black (002) • 6" Flat Panel Window Header, White (001) Flat Panel Door Surround with 6" Window Header, White (001) • Triangle Gable Vent, White (001)



Board-N-Batten 3-Board Spaced Shutter Wineberry (078) • 6" Window Headers, White (001) • Rectangle Gable Vent, White (001)

louver shutters

With crisp angles and lines, these shutters provide a timeless look which perfectly complements both historically-inspired and contemporary architecture.



Louver Shutters, Wicker (023)

Standard

Available in 16 colors: 001, 002, 004, 008, 009, 010, 018, 023, 027, 028, 036, 078, 117, 122, 166, 167, and paintable (030).

Shutters can be produced in any color that Mid-America manufactures. For more information, see page 46.

Shutters 43" and under packaged with 8 Shutter-Loks®. Shutters 48" and longer packaged with 12 Shutter-Loks®.

Lengths and widths are nominal.



	Width	
	12"	14-1/2"
Length	Item #	Item #
25"	00 01 1225 ***	00 01 1425 ***
31"	00 01 1231 ***	00 01 1431 ***
36"	00 01 1236 ***	00 01 1436 ***
39"	00 01 1239 ***	00 01 1439 ***
43"	00 01 1243 ***	00 01 1443 ***
48"	00 01 1248 ***	00 01 1448 ***
52"	00 01 1252 ***	00 01 1452 ***
55"	00 01 1255 ***	00 01 1455 ***
60"	00 01 1260 ***	00 01 1460 ***
64"	00 01 1264 ***	00 01 1464 ***
67"	00 01 1267 ***	00 01 1467 ***
72"	00 01 1272 ***	00 01 1472 ***
75"	00 01 1275 ***	00 01 1475 ***
80"	00 01 1280 ***	00 01 1480 ***

*** Indicates color numbers.



Louver Shutters, Black (002) • 6" Flat Panel Window Headers, White (001)

Specialty

16 Colors: 001, 002, 004, 008, 009, 010, 018, 023, 027, 028, 036, 078, 117, 122, 166, 167, and paintable (030).

Widths: 9-1/4", 12", 14-1/2", 16-1/2", 18" (widths are nominal)

Lengths: 1/4" increments (lengths are nominal)

L1 – L6 18" to 144" / LP1, LP2 – 22" to 110"

Specialty shutters receive a 12 pack of Shutter-Loks®.

Specialty Shutters are non-returnable.



L1
Cathedral Top
Center Mullion



L2
Straight Top
Center Mullion



L3
*Cathedral Top
Offset Mullion

*Measurement
from top of
shutter to top
of mullion
necessary.
In full inch
increments only.



L4
*Straight Top
Offset Mullion



L5
Cathedral Top
All Louver



L6
Straight Top
All Louver



LP1
Louver/Panel
Cathedral Top



LP2
Louver/Panel
Straight Top

raised panel shutters

With detailed depth and simple elegance, these shutters offer a handsome look that adds warmth to a range of home styles.



Raised Panel Shutters, Wineberry (078) • Round Gable Vent, White (001)

Standard

Available in 16 colors: 001, 002, 004, 008, 009, 010, 018, 023, 027, 028, 036, 078, 117, 122, 166, 167, and paintable (030).

Shutters can be produced in any color that Mid-America manufactures. For more information, see page 46.

Shutters 43" and under packaged with 8 Shutter-Loks®. Shutters 48" and longer packaged with 12 Shutter-Loks®.

Lengths and widths are nominal.



Cottage Style
(67" Only)

25" offset
from top
to top.

Length	Width	
	12"	14-3/4"
Item #	Item #	Item #
31"	00 02 1231 ***	00 02 1431 ***
35"	00 02 1235 ***	00 02 1435 ***
39"	00 02 1239 ***	00 02 1439 ***
43"	00 02 1243 ***	00 02 1443 ***
47"	00 02 1247 ***	00 02 1447 ***
51"	00 02 1251 ***	00 02 1451 ***
55"	00 02 1255 ***	00 02 1455 ***
59"	00 02 1259 ***	00 02 1459 ***
63"	00 02 1263 ***	00 02 1463 ***
67"	00 02 1267 ***	00 02 1467 ***
67"	00 02 6712 *** cottage style	00 02 6714 *** cottage style
71"	00 02 1271 ***	00 02 1471 ***
75"	00 02 1275 ***	00 02 1475 ***
80"	00 02 1280 ***	00 02 1480 ***

*** Indicates color numbers.



Raised Panel Shutters, Forest Green (028) • 6" Flat Panel Window Headers, White (001)

Specialty

16 Colors: 001, 002, 004, 008, 009, 010, 018, 023, 027, 028, 036, 078, 117, 122, 166, 167, and paintable (030).

Widths: 9-1/4", 12", 14-1/2", 16-1/2", 18" (widths are nominal)

Lengths: 1/4" increments (lengths are nominal) Maximum length of one panel section is 50" without top, center, or bottom.

P1 – 18"-55" / P2, P3 – 22"-110"

P4, P5, P6 – 33"-144" / LP1, LP2 – 22" to 110"

Specialty shutters receive a 12 pack of Shutter-Loks®.

Specialty Shutters are non-returnable.



P1
One Panel



P2
2 Panels
Equal



P3
2 Panels
Unequal *

*Measurement from top of shutter to top of mullion necessary.

6" minimum panel length. (not including top, bottom or center rails).



P4
3 Panels
Equal



P5
3 Panels
Small Center

6" minimum panel length. (not including top, bottom or center rails).



P6
3 Panels
Small Top



LP1
Louver/Panel
Cathedral Top



LP2
Louver/Panel
Straight Top

board-n-batten™ shutters

With rich, Old-World character, these shutters are extremely versatile, providing a traditional, colorful accent that complements a range of architectural styles and exterior materials.



2-Board and 3-Board Spaced Board-N-Batten Shutters, Wineberry (078)

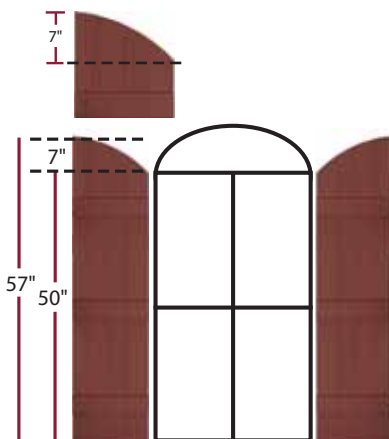
Standard

Available in 16 colors: 001, 002, 004, 008, 009, 010, 018, 023, 027, 028, 036, 078, 117, 122, 166, 167, and paintable (030).

Shutters under 55" in length will have 2 cross battens. Shutters 55" and over will have 3 cross battens. Lengths and widths are nominal.

Packaged with 12 screws.

When ordering 4-Board Joined with Arch Top shutters add 7" to the window opening height to determine total shutter height. For example: 50" high window opening + 7" arch = 57" shutter.



Total length
includes
arch top

Length	12", 3-Board Spaced	14", 4-Board Joined
	Item #	Item #
31"	00 03 1231***	00 03 1431***
35"	00 03 1235***	00 03 1435***
39"	00 03 1239***	00 03 1439***
43"	00 03 1243***	00 03 1443***
47"	00 03 1247***	00 03 1447***
51"	00 03 1251***	00 03 1451***
55"	00 03 1255***	00 03 1455***
59"	00 03 1259*** ‡	00 03 1459*** ‡
63"	00 03 1263***	00 03 1463*** ‡
67"	00 03 1267***	00 03 1467***
71"	00 03 1271***	00 03 1471*** ‡
75"	00 03 1275***	00 03 1475***
80"	00 03 1280***	00 03 1480***

*** Indicates color numbers

‡ 1-piece molded shutter

4-Board Joined w/Arch Top	
	Item #
14" x 45"	00 33 1445***
14" x 49"	00 33 1449***
14" x 53"	00 33 1453***
14" x 57"	00 33 1457***
14" x 61"	00 33 1461***
14" x 65"	00 33 1465***
14" x 69"	00 33 1469***
14" x 73"	00 33 1473***
14" x 77"	00 33 1477***
14" x 81"	00 33 1481***
14" x 85"	00 33 1485***
14" x 89"	00 33 1489***
14" x 94"	00 33 1494***



4-Board Joined Archtop and 2-Board Spaced Board-N-Batten Shutters, Black (002)

Specialty

16 Colors: 001, 002, 004, 008, 009, 010, 018, 023, 027, 028, 036, 078, 117, 122, 166, 167, and paintable (030).

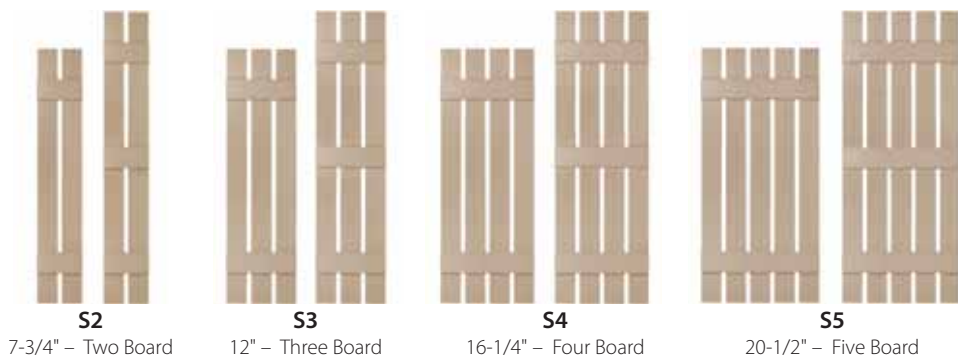
Lengths: 18" to 144" in 1/4" increments.

Lengths are nominal. Shutters under 55" in length will have two cross battens. Shutters 55" and over will have three cross battens.

Style J4-A is only available in lengths from 45" to 94" (in 1/4" increments)

Packaged with 12 screws.

Specialty Shutters are non-returnable.



SHUTTER ACCESSORIES

Shutter Tops

16 Colors 001, 002, 004, 008, 009, 010, 018, 023, 027, 028, 036, 078, 117, 122, 166, 167 and paintable (030).

Packaged With clips and Shutter-Loks.



Quarter Round Arch Top
Raised Panel



Quarter Round Arch Top
Solid



Quarter Round Arch Top
Open Louver



6" Elliptical
Arch Top



Transom Top
Add-On

Product	Size	Item #	Packaged	Use With
Quarter Round Arch Top	14-3/4" Raised Panel	00 97 0003 ***	Boxed pair with clips.	14-3/4" Standard Raised Panel Shutter only
Quarter Round Arch Top	12" Raised Panel	00 97 1200 ***	Boxed pair with clips.	12" Standard Raised Panel Shutter only
Quarter Round Arch Top	14-1/2" Solid	00 97 0004 ***	Boxed pair with clips.	14-1/2" Standard Louver Shutter only
Quarter Round Arch Top	14-1/2" x 17" Louver	00 97 0002 ***	Boxed pair with clips.	14-1/2" Standard Louver Shutter only
6" Elliptical	14-3/4" x 6"	00 97 0601 ***	Boxed pair with clips.	14-3/4" Standard Raised Panel Shutter only
Transom Top	14-3/4" x 11-3/4"	00 97 1411 ***	Boxed pair with clips.	14-3/4" Standard Raised Panel Shutter only
Transom Top	12" x 12"	00 97 1211 ***	Boxed pair with clips.	12" Standard Raised Panel Shutter only

Shutter Accessories



Shutter-Lok®



Decorative Hinge and S-Hook



3" Painted Screws



Shutter Clip



Ferrule

Product	Packaged	Item #	Color
Shutter-Lok®	12 per bag	00 97 3012 ***	Shutter Colors & paintable (030)
Shutter-Lok®	10 pack (12 pack bags)	00 97 5010 ***	Shutter Colors & paintable (030)
Shutter-Lok®	50 pack (12 pack bags)	00 97 5050 ***	Shutter Colors & paintable (030)
Shutter-Lok® (Bulk)	1000 loose	00 97 3001 ***	Shutter Colors & paintable (030)
Decorative Hinge & S-Hook	4 Hinges, 2 Hooks/bag, 6 Bags/box	00 97 0642 002	Black
3" Painted Screws	12 per bag	00 97 2012 ***	Shutter Colors & paintable (030)
3" Painted Screws (Bulk)	1000 loose pieces	00 61 1000 ***	Shutter Colors & paintable (030)
Shutter Clips ‡	12 per bag	00 61 2000 000	N/A
Ferrule	1 piece	00 97 3021 000	N/A
Ferrule	100 per box	00 97 3022 000	N/A

*** Indicates color numbers.

‡Not for use with Specialty Panel or Specialty Louver Shutters.



Distinction in the Details

Windows and doors may get all the attention. But it's our window headers, door surrounds and trim that truly draw the eye in, providing a depth and visual interest that give any home that finished look.

15

Triangle Gable Vent, White (001) • Raised Panel Shutters, Burgundy Red (027) • 6" Flat Panel Window Header with Keystone, White (001) • Door Surround with 6" Window Header, White (001)

6" WINDOW HEADERS

16

- 18 Colors: 001, 002, 004, 008, 009, 010, 018, 023, 027, 028, 034, 036, 078, 117, 122, 123, 166, 167, and paintable (030). Ask about other colors that are available with a 25 unit minimum.
- Flat Panel and Classic Dentil Profiles. Molded, one-piece construction.
- Keystone shipped with the header for optional application.
- Mount on any surface including wood, vinyl, fiber cement, aluminum, stucco, brick and hardboard.
- Can be cut in center for special sizing in the field. Keystone would be used to cover the cut.
- J-Channel Back Plate provides a flat mounting surface for headers. Accepts 3/4" thickness.
- Note: J-Channel Back Plates available in white (001) and paintable (030) only.



6" Standard Headers

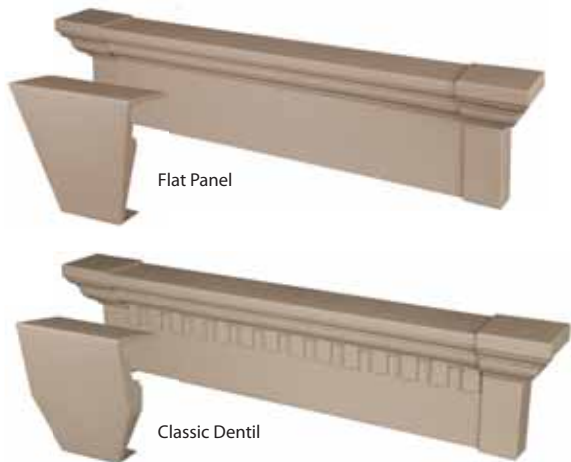
	Item #	Top Width	Bottom Width	Top Depth	Bottom Depth	Height
33-5/8" Flat Panel	00 82 0633 ***	36-1/2"	33-5/8"	2-11/16"	1-1/4"	6"
33-5/8" Classic Dentil	00 81 0633 ***	36-1/2"	33-5/8"	2-11/16"	1-1/4"	6"
33-5/8" J-Channel Back Plate	00 83 0633 ***					
37-5/8" Flat Panel	00 82 0637 ***	40-1/2"	37-5/8"	2-11/16"	1-1/4"	6"
37-5/8" Classic Dentil	00 81 0637 ***	40-1/2"	37-5/8"	2-11/16"	1-1/4"	6"
37-5/8" J-Channel Back Plate	00 83 0637 ***					
43-5/8" Flat Panel	00 82 0643 ***	46-1/2"	43-5/8"	2-11/16"	1-1/4"	6"
43-5/8" Classic Dentil	00 81 0643 ***	46-1/2"	43-5/8"	2-11/16"	1-1/4"	6"
43-5/8" J-Channel Back Plate	00 83 0643 ***					
65-5/8" Flat Panel	00 82 0665 ***	68-1/2"	65-5/8"	2-11/16"	1-1/4"	6"
65-5/8" Classic Dentil	00 81 0665 ***	68-1/2"	65-5/8"	2-11/16"	1-1/4"	6"
65-5/8" J-Channel Back Plate	00 83 0665 ***					
73-5/8" Flat Panel	00 82 0673 ***	76-1/2"	73-5/8"	2-11/16"	1-1/4"	6"
73-5/8" Classic Dentil	00 81 0673 ***	76-1/2"	73-5/8"	2-11/16"	1-1/4"	6"
73-5/8" J-Channel Back Plate	00 83 0673 ***					

*** Indicates color numbers.

6" Specialty Headers *Specialty Headers are non-returnable.*


Cut at the ends with End Caps welded in place

- Keystones included for optional installation.
- 6" Flat Panel or 6" Classic Dentil.
- Available in 1/4" increments from 24" - 73".



Cut in center (shipped unassembled, may ship in separate cartons)

- Requires use of Keystone which is included.
- 6" Flat Panel or 6" Classic Dentil, cut in center.
- Available in 1/4" increments from 24" - 144".



J-Channel Back Plate for Headers and Pilasters

- Provides a flat mounting surface for headers and pilasters.
- Built-in J-Channel helps prevent water penetration.
- Can be ordered in all standard and specialty header sizes.
- Pilaster J-Channel Back Plate is 96" in length by 3/4" deep and can be cut to desired size.
- J-Channel Back Plate must be ordered separately.
- Note: J-Channel Back Plates available in white (001) and paintable (030) only.



9" WINDOW HEADERS

18



- 18 colors: 001, 002, 004, 008, 009, 010, 018, 023, 027, 028, 034, 036, 078, 117, 122, 123, 166, 167, and paintable (030). Ask about other colors that are available with a 25 unit minimum.
- Flat Panel and Classic Dentil Profiles. Molded, one-piece construction.
- 9" Headers available in Flat Panel in standard 128" width, custom widths over 144", and headers with end caps over 73" are only available in white (001), bright white (117), white (123), and paintable (030).
- Surface mount on any surface including wood, vinyl, fiber cement, aluminum, stucco, brick and hardboard.
- Keystone shipped with the header for optional application.
- Can be cut in center for special sizing in the field. Keystone would be used to cover the cut.
- Note: J-Channel Back Plates available in white (001) and paintable (030) only.

9" Flat Panel Window Headers, White (001) • Raised Panel Shutters, Midnight Green (122)



9" Standard Headers

	Item #	Top Width	Bottom Width	Top Depth	Bottom Depth	Height
33-5/8" Flat Panel	00 82 0933 ***	37-7/8"	33-5/8"	3-3/4"	1-5/8"	9"
33-5/8" J-Channel Back Plate	00 84 0933 ***					
37-5/8" Flat Panel	00 82 0937 ***	41-7/8"	37-5/8"	3-3/4"	1-5/8"	9"
37-5/8" J-Channel Back Plate	00 84 0937 ***					
43-5/8" Flat Panel	00 82 0943 ***	47-7/8"	43-5/8"	3-3/4"	1-5/8"	9"
43-5/8" J-Channel Back Plate	00 84 0943 ***					
65-5/8" Flat Panel	00 82 0965 ***	69-7/8"	65-5/8"	3-3/4"	1-5/8"	9"
65-5/8" J-Channel Back Plate	00 84 0965 ***					
73-5/8" Flat Panel	00 82 0973 ***	77-7/8"	73-5/8"	3-3/4"	1-5/8"	9"
73-5/8" Classic Dentil	00 81 0973 ***	77-7/8"	73-5/8"	3-3/4"	1-5/8"	9"
73-5/8" J-Channel Back Plate	00 84 0973 ***					
128" Flat Panel	00 82 9128 ***	132-1/4"	128"	3-3/4"	1-5/8"	9"
128" J-Channel Back Plate	00 84 9128 ***					

*** Indicates color numbers.

9" Specialty Headers *Specialty Headers are non-returnable.*

Cut at the ends with End Caps welded in place



- Keystones included for optional installation.
- 9" Flat Panel, welded-on End Caps
- Available in 1/4" increments from 24" - 123"



- Keystones included for optional installation.
- 9" Classic Dentil, welded-on End Caps
- Available in 1/4" increments from 24" - 73"

Cut in center (shipped unassembled, may ship in separate cartons)



- Requires use of Keystone which is included.
- 9" Flat Panel, cut in center
- Available in 1/4" increments from 24" - 256"



- Requires use of Keystone which is included.
- 9" Classic Dentil, cut in center
- Available in 1/4" increments from 24" - 144"

J-Channel Back Plate for Headers and Pilasters

- Provides a flat mounting surface for headers and pilasters.
- Built-in J-channel helps prevent water penetration.
- Can be ordered in all standard and specialty header sizes.
- Pilaster J-Channel Back Plate is 96" in length by 3/4" deep and can be cut to desired size.
- J-Channel Back Plate provides a flat mounting surface for headers. Accepts 3/4" thickness.
- J-Channel Back Plate must be ordered separately.
- Note: J-Channel Back Plates available in white (001) and paintable (030) only.



DOOR SURROUNDS



Pilaster Kit used with 6" and 9" Headers

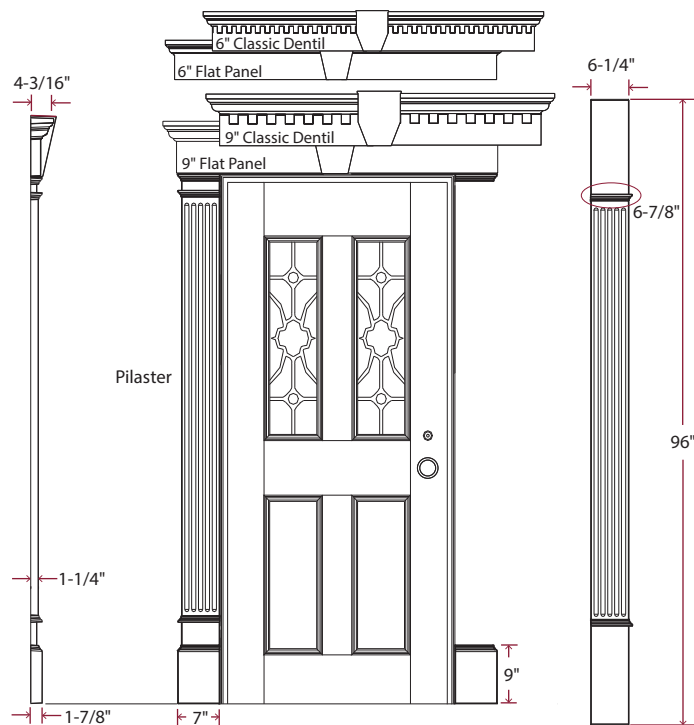
Headers sold separately, please see pages 17-19.

- Item # 00 88 1111 *** Kit includes 2 Pilasters with bases
2 bottom corners with bases
2 transition tops, 4 transition clips
and mounting fasteners
- 18 colors: 001, 002, 004, 008, 009, 010, 018, 023, 027, 028, 034, 036, 078, 117, 122, 123, 166, 167, and paintable (030). Ask about other colors that are available with a 25 unit minimum.
 - Note: Headers with welded on End Caps require modification in the field to fit flush with the Pilaster.
 - Pilaster dimensions: 96" x 6-7/8" x 1-7/8"
 - Accommodates extra tall openings up to 8-1/2 feet.
 - Includes mounting fasteners.
 - Garage door surround with 6" Classic Dentil or Flat Panel header up to 144"
 - Garage door surround with 9" Flat Panel header up to 256"

J-Channel Back Plate for Pilaster

Item # 00 83 2696 *** 2 per box

- Note: Back Plates only available in white (001) and paintable (030).



Common Door Sizes:

- 32" Door = 51-1/2" Header
- 36" Door = 55-1/2" Header
- 10' Door = 139-1/2" Header
- 16' Door = 211-1/2" Header

These overall dimensions assume:

4" for brick mold, 14" for pilasters, and 1-1/2" for transition pieces

*** Indicates color numbers.



Door Surround with 9" Flat Panel Window Header and Keystone, White (001) • Raised Panel Shutters, Midnight Blue (166)

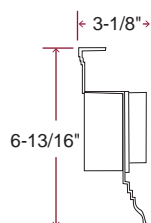
DENTIL TRIM

- 9 Colors: 001, 002, 008, 023, 028, 034, 078, 117, 123 and paintable (030). Also available in our full color offering with a 4-box minimum.
- No minimum required on corners or end caps.
- Packaged (8) 4 foot pieces per box.
- Installs easily and ensures a perfect custom fit.



Square Tooth Dentil Trim

Item # 00 09 0010 ***



Corner Blocks

Corner with hardware sold separately.

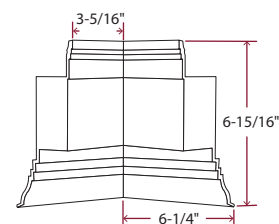
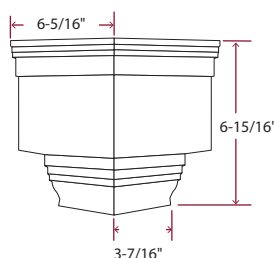
Outside Corner

Item # 00 09 0013 ***



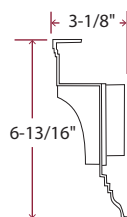
Inside Corner

Item # 00 09 0014 ***



Scalloped Tooth Dentil Trim

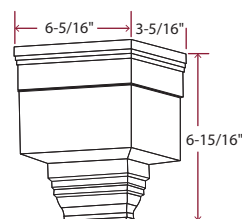
Item # 00 09 0011 ***



End Cap Kit

One left and one right corner plus hardware.

Item # 00 09 0012 ***





Super Jumbo Electrical Block

The finishing touches.

Mounting blocks and utility vents serve a specific, utilitarian purpose. But that doesn't mean they can't have elegance and design. With a wide variety of selections and colors to choose from, our blocks and vents match most manufacturers' siding colors, while also concealing cut edges for that finished look.



Recessed Mini

STANDARD MOUNT BLOCKS



24

ORIGINAL MOUNT MASTER®

	Item #
10 per box – Scalloped	00 03 0101 ***
1 per box – Scalloped	00 03 1101 ***
10 per box – Square	00 03 0102 ***
1 per box – Square	00 03 1102 ***

RECESSED JUMBO

10 per box	00 03 2201 ***
1 per box	00 03 2211 ***

RECESSED MINI

10 per box	00 03 0201 ***
1 per box	00 03 1201 ***

LARGE RECESSED MOUNT

5 per box	00 03 2401 ***
1 per box	00 03 2411 ***

RECESSED SQUARE

10 per box	00 03 0202 ***
1 per box	00 03 1202 ***

JUMBO MOUNT

10 per box	00 03 2701 ***
1 per box	00 03 2101 ***

SUPER JUMBO MOUNT

4 per box – White (001) & Paintable (030)	00 03 2811 ***
1 per box – White (001) & Paintable (030)	00 03 1811 ***
1 per box – Colors	00 03 2801 ***

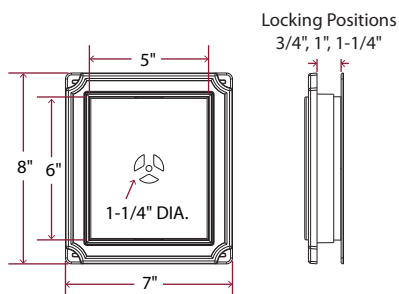
SLIM LINE

10 per box	00 03 0103 ***
1 per box	00 03 1103 ***

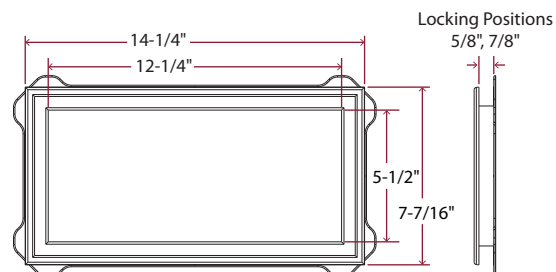
*** Indicates color numbers.

Additional charges may apply for individual pieces.

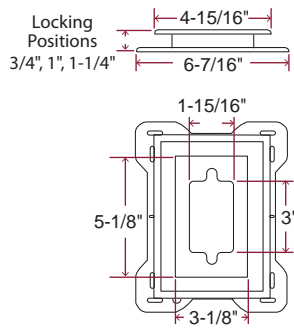
Original Mount Master®



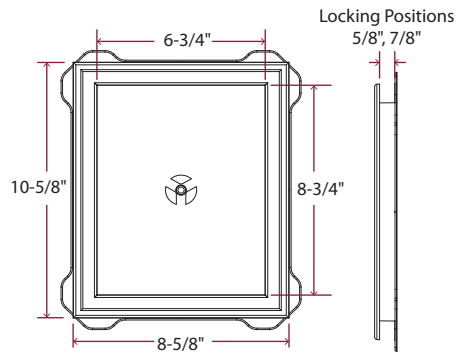
Recessed Jumbo



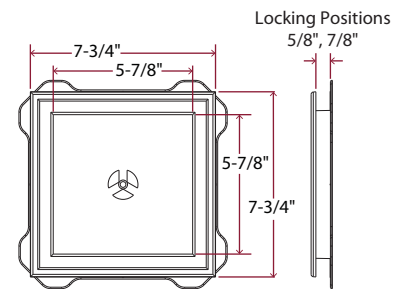
Recessed Mini



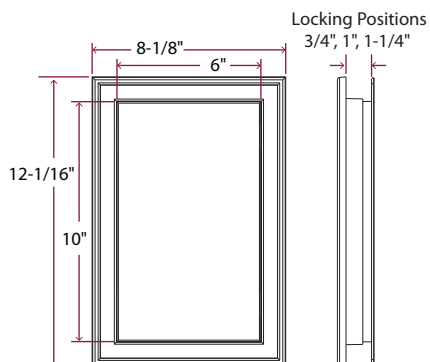
Large Recessed



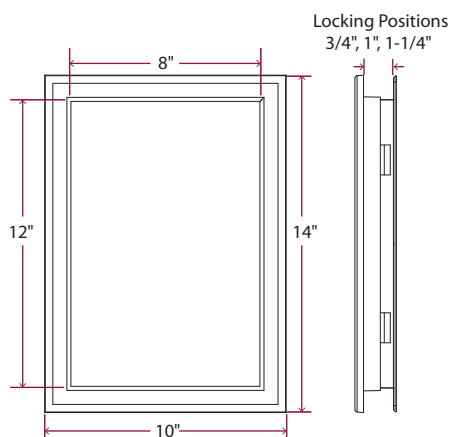
Recessed Square



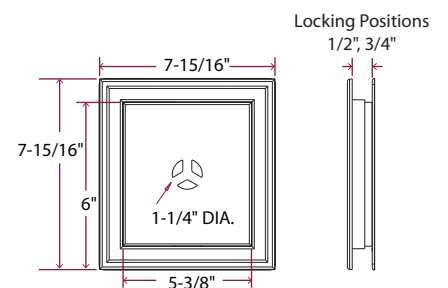
Jumbo



Super Jumbo



Slim Line



STANDARD MOUNT BLOCKS



Jumbo Meter Block

SURFACE MASTER® – DUTCH LAP SIDING

Item #

10 per box	00 03 0502 ***
1 per box	00 03 1502 ***

SURFACE MASTER® – TRIPLE 3" SIDING

10 per box	00 03 0503 ***
1 per box	00 03 1503 ***

SURFACE MASTER® – 4"-10" SIDING

10 per box	00 03 0504 ***
1 per box	00 03 1504 ***

SPLIT BLOCK MINI

10 per box	00 03 0401 ***
1 per box	00 03 1401 ***

MINI MOUNT PRE-CUT

10 per box	00 03 0403 ***
1 per box	00 03 1403 ***

MINI

10 per box	00 03 0402 ***
1 per box	00 03 1402 ***

METER BLOCK

6 per box – White (001) & Paintable (030)	00 03 0930 ***
1 per box – White (001) & Paintable (030)	00 03 0931 ***
1 per box – Colors	00 03 0901 ***

JUMBO METER BLOCK

4 per box – White (001) & Paintable (030)	00 03 2930 ***
1 per box – White (001) & Paintable (030)	00 03 2931 ***
1 per box – Colors	00 03 2901 ***

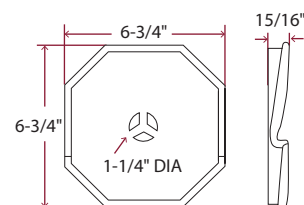
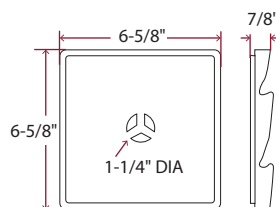
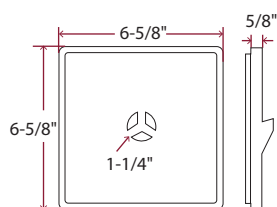
*** Indicates color numbers.

Additional charges may apply for individual pieces.

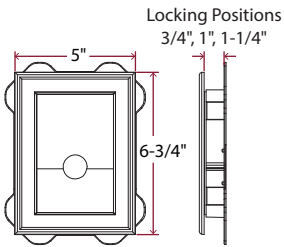
Surface Master® - Dutch Lap

Surface Master® - Triple 3"

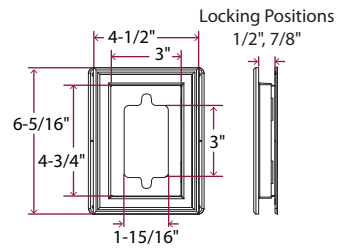
Surface Master® - 4"-10"



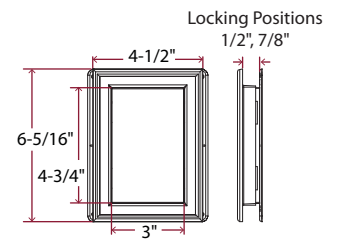
Split Mini



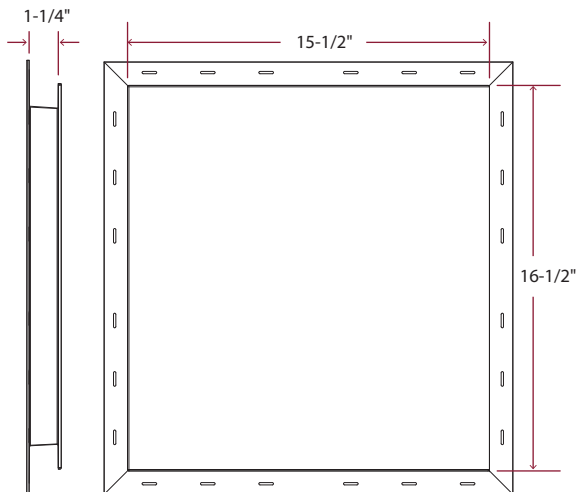
Mini Precut



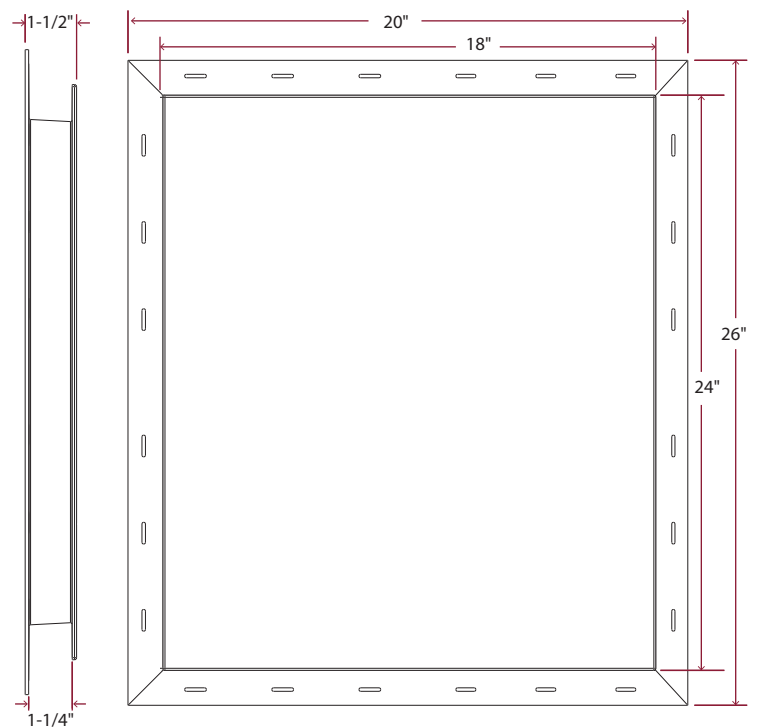
Mini



Meter Block



Jumbo Meter Block



STANDARD UTILITY VENTS



Master® Exhaust Vent

MASTER® EXHAUST VENT

Item #

4 per box – Scalloped	00 03 0801 ***
1 per box – Scalloped	00 03 1801 ***
4 per box – Square	00 03 0802 ***
1 per box – Square	00 03 1802 ***
Small Animal Guard	00 98 0606 ***

MASTER® INTAKE / EXHAUST VENT

1 per box	00 03 0807 ***
-----------	----------------

FOUNDATIONMASTER™ KIT – MOLDED SCREEN

10 per box	00 03 6400 ***
1 per box	00 03 6410 ***

FOUNDATIONMASTER™ KIT – GALVANIZED WIRE SCREEN

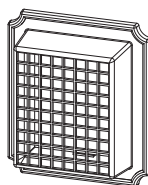
10 per box	00 03 6409 ***
1 per box	00 03 6419 ***

*** Indicates color numbers.


Additional charges may apply for individual pieces.

Master® Exhaust Vent

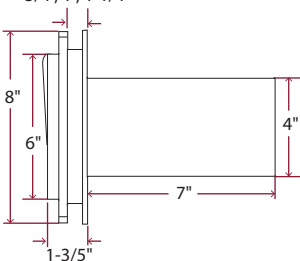
12 sq. in. net free ventilation area



Optional Small Animal Guard. Use in place of the trim ring. Not for dryer vent.



Locking Positions
3/4", 1", 1-1/4"

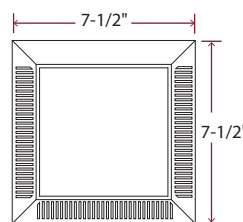


Master® Intake Exhaust Vent

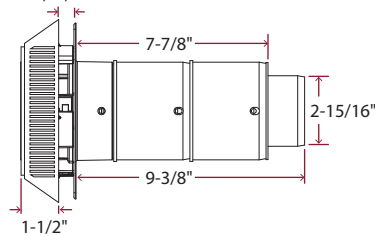
Full fiberglass screen. (Not for use as a dryer or furnace vent.)

Adjustable vent tube adjusts from 1½" to 8"
and reduces from 4" to 3".

12 sq. in. net free ventilation area.



Locking Positions
5/8", 1", 1-1/4"



FoundationMaster® Kit

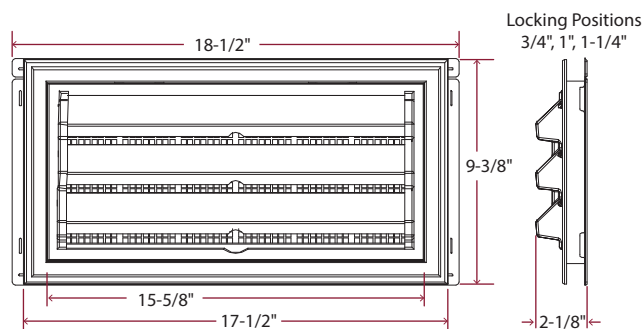

MOLDED SCREEN

1/4" molded-in screen for insect protection.
50 sq. in. net free ventilation area.
Includes optional fixed louver.
For new construction or remodeling applications.



GALVANIZED WIRE SCREEN

1/4" kit with galvanized wire screen for insect protection.
50 sq. in. net free ventilation area.
Includes optional fixed louver.
For new construction or remodeling applications.



STANDARD UTILITY VENTS

4" HOODED VENT

Item #

4 per box – White (001) & Paintable (030)

00 03 0804 ***

1 per box – White (001) & Paintable (030)

00 03 1804 ***

1 per box – Colors

00 03 0805 ***

Wire Screen

00 98 0886 000

Small Animal Guard

00 98 0605 ***

6" HOODED VENT

1 per box

00 03 0806 ***

8" HOODED VENT

1 per box

00 03 0808 ***

*** Indicates color numbers.

Additional charges may apply for individual pieces.



8" Hooded Vent

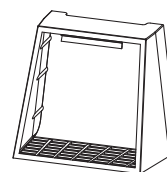
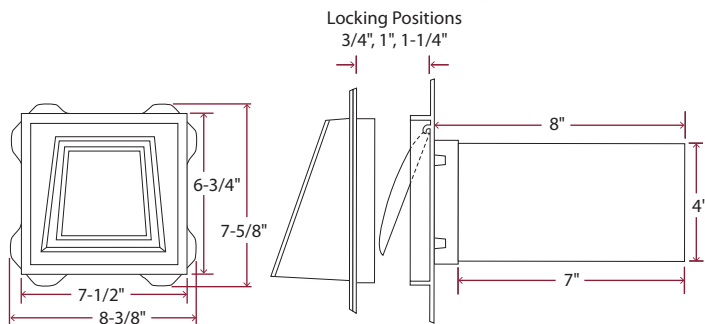
30

4" Hooded Vent

12 sq. in. net free ventilation area.

Includes: 7" aluminum tube, concealed exhaust flap.

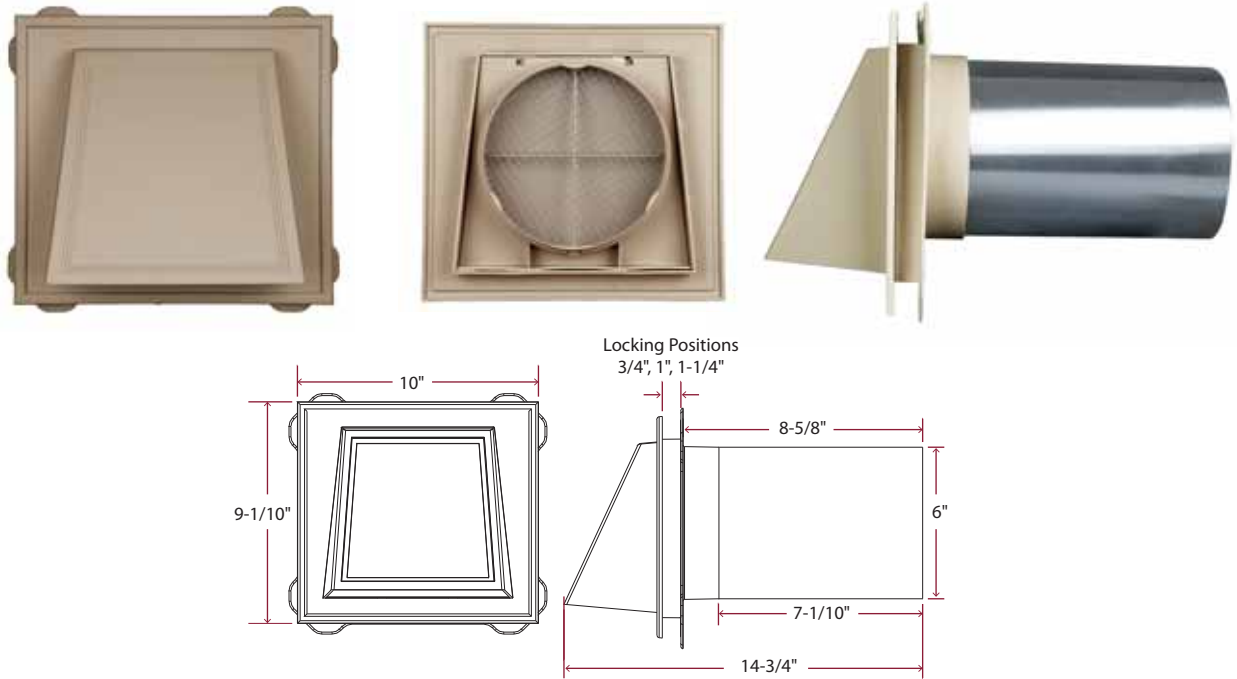
Wire screen sold separately.



Optional Small Animal Guard
Not for Dryer Vent

6" Hooded Vent

Includes: 7" long aluminum tube, wire screen, concealed exhaust flap.
25 sq. in. net free ventilation area.

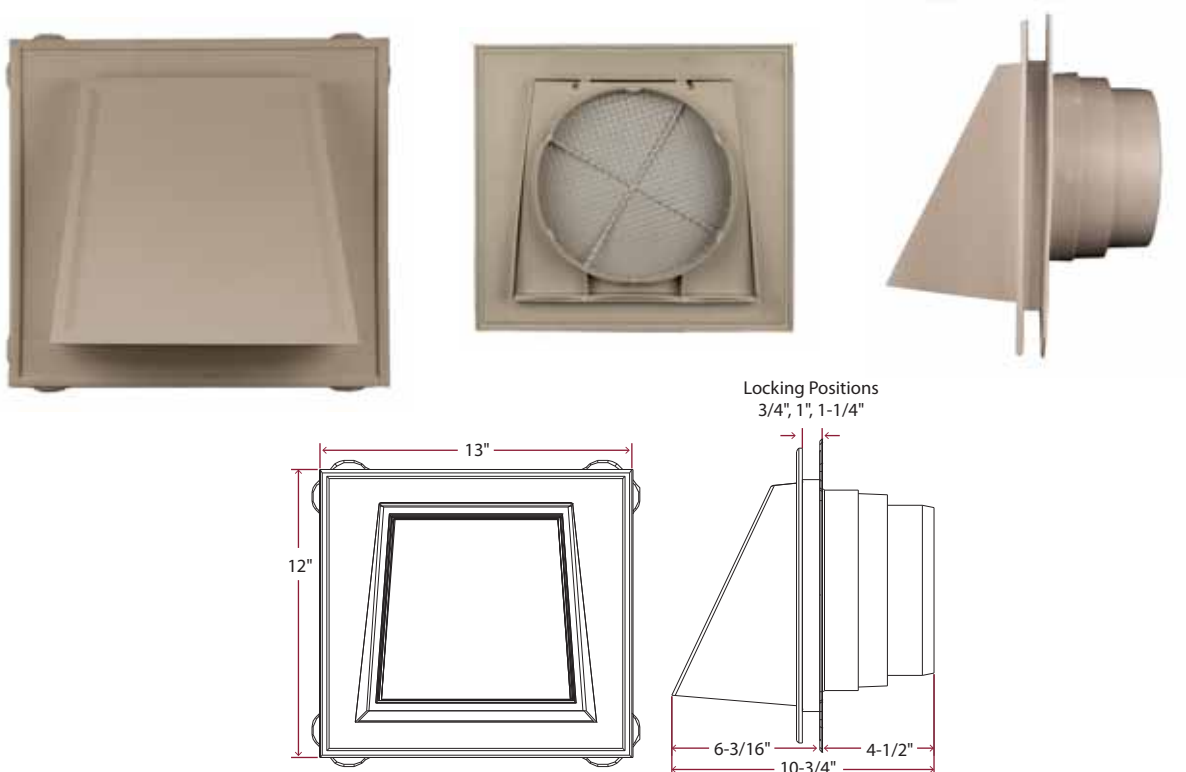


8" Hooded Vent

Meets the increased air flow requirements of newer high efficiency HVAC Systems.

Includes: Adapter, concealed exhaust flap, wire screen.

Can be installed with an 8" or 7" diameter tube (not included). Adapter for 7" diameter tube is included.
48 sq. in. net free ventilation area.





Universal Mount



Oversized Mount

SturdiMount® by Mid-America

For the beauty you want and the water protection you need, there's the SturdiMount

fiber cement block manufactured using cellular PVC. Its engineered water management system maintains integrity with its innovative pre-flashed, pre-assembled design.

The 12 color-matched colors provide a clean finished look you can't get anywhere else. And Trim White can be left white or painted. Our new UL Mount allows for the electrical connection to be made over the house wrap.

SPLIT MOUNT

Item #

5 per box

SMS68 **

RECEPTACLE MOUNT

5 per box

SMR68 **

UNIVERSAL MOUNT

5 per box

SMU811 **4

3-5/8" cut-out, Trim White (TW)

SMU3811P4

OVERSIZED MOUNT

5 per box


SMO815 **

UL RECEPTACLE MOUNT

5 per box

SMRUL68TW

** Indicates color codes.



Arctic White (AW)



Autumn Tan (AT)



Cobble Stone (CS)




Khaki Brown (KB)




Light Mist (LM)




Monterey Taupe (MT)



Navajo Beige (NB)



Sail Cloth (SC)



Sandstone Beige (SB)




Woodland Cream (WC)



Woodstock Brown (WB)



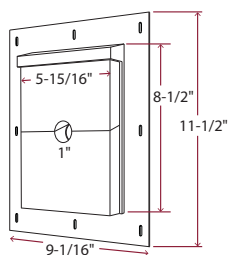
Timber Bark (TB)



Trim White (TW)
replaces Primed (P)

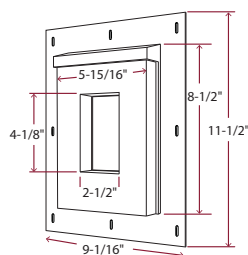
Split Mount

For spigots, gas lines, and door bells.



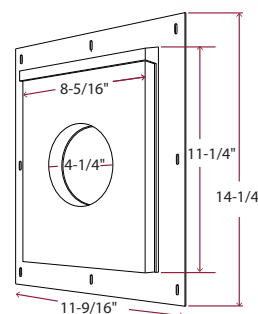
Receptacle Mount

For electrical boxes.



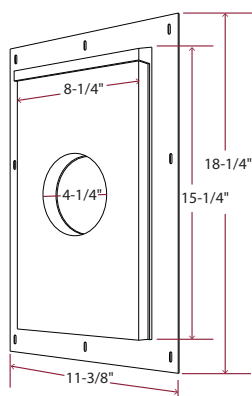
Universal Mount

For standard lights and dryer vents.



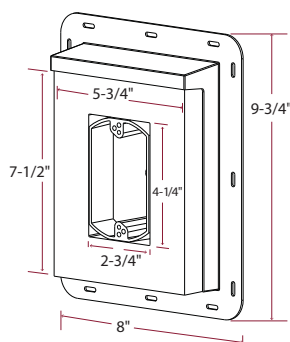
Oversized Mount

For coach lights.



NEW! UL Mount

For standard lights and electrical boxes. Available in Trim White only.
Supports up to 10 lb. fixture.
With UL listed 18 cu. in. outlet box.



NEW! Blank Mounts

Uncut Universal, Receptacle and Oversized profiles are available for onsite customization.

Flange is pre-cut
Available in Trim White (TW) only.



RECEPTACLE MOUNT	Item #
5 per box	SMR68BTW
UNIVERSAL MOUNT	
5 per box	SMU811BTW4
OVERSIZED MOUNT	
5 per box	SMO815BTW

WATER MANAGEMENT BLOCKS

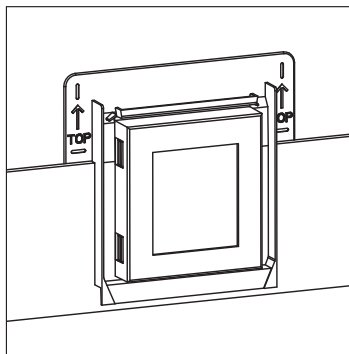


Original MountMaster® - WM

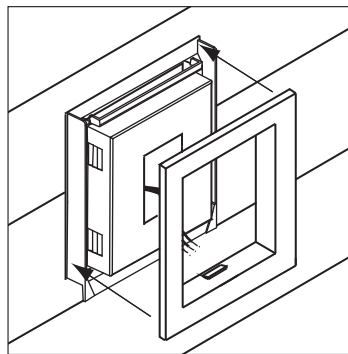
34

Our water management blocks are designed with channels to divert water to the front face of siding, offering premier protection against damaging moisture. And with multiple locking positions, they're able to accommodate a variety of sidings.

- Available in all Mid-America colors and a paintable option.
- Small Animal Guard available in 001, 002, 023, 030
- Color molded through to prevent fading and cracking.



Water is diverted to the front face of the siding through the water management channel.



Trim ring locks in three positions: 7/16", 11/16", and 15/16".

MOUNT MASTER® - WM

	Item #
10 per box	00 03 7101***
1 per box	00 03 7111***

JUMBO - WM

10 per box	00 03 7701***
1 per box	00 03 7711***

4" HOODED VENT - WM

4 per box - White (001) & Paintable (030)	00 03 7804***
1 per box - White (001) & Paintable (030)	00 03 7814***
1 per box - Colors	00 03 7805***
Small Animal Guard	00 98 0707 ***
Wire Screen	00 98 0876 000

SPLIT BLOCK - WM

10 per box	00 03 7401***
1 per box	00 03 7411***

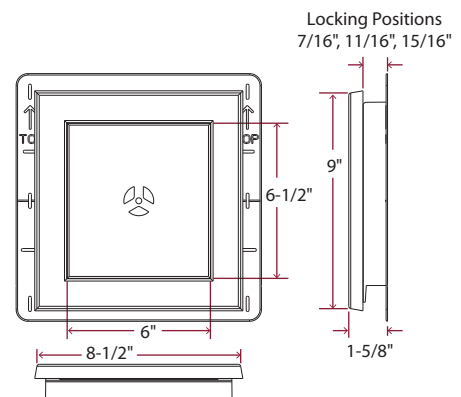
HORIZONTAL RECESSED MOUNT - WM

10 per box	00 03 7201***
1 per box	00 03 7211***

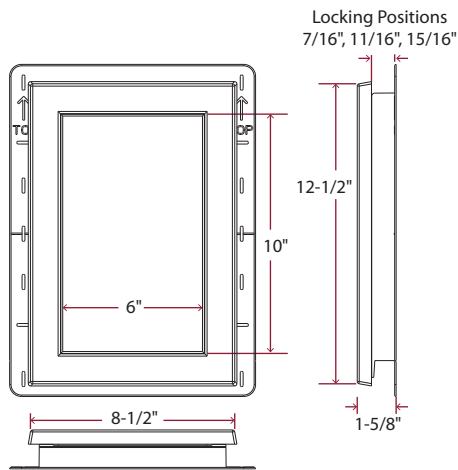
*** Indicates color numbers.

Additional charges may apply for individual pieces.

Mount Master® - WM



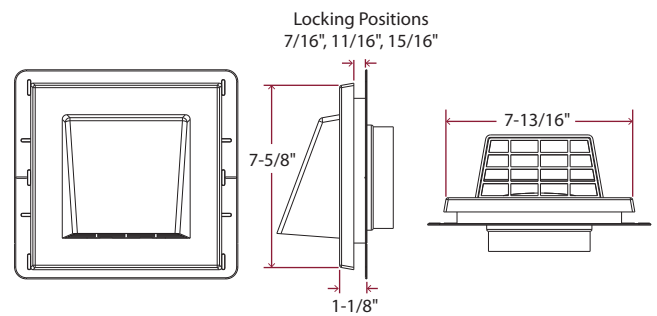
Jumbo - WM



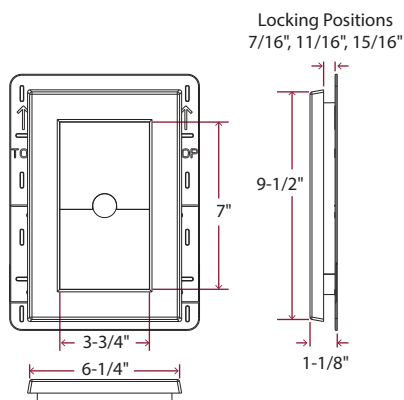
4" Hooded Vent - WM



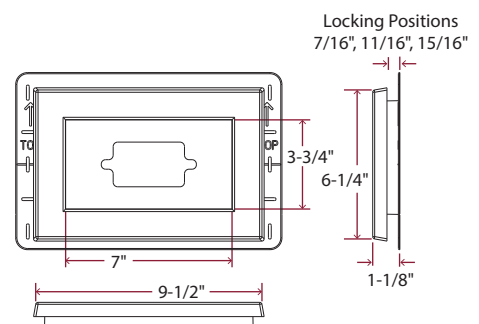
Animal Guard
sold separately
Not for Dryer Vent



Split Block - WM



Horizontal Recessed - WM



BLOCKS AND VENTS FOR INSULATED SIDING



MASTER® EXHAUST VENT SCALLOPED – INSULATED SIDING

	Item #
4 per box	00 03 5801 ***
1 per box	00 03 5811 ***

ORIGINAL MOUNT MASTER® SCALLOPED – INSULATED SIDING

10 per box	00 03 5101 ***
1 per box	00 03 5111 ***

SPLIT BLOCK – INSULATED SIDING

10 per box	00 03 5401 ***
1 per box	00 03 5411 ***

4" HOODED VENT – INSULATED SIDING

4 per box – White (001) & Paintable (030)	00 03 5804 ***
1 per box – White (001) & Paintable (030)	00 03 5814 ***
1 per box – Colors	00 03 5805 ***
Wire Screen	00980886000

JUMBO MOUNT – INSULATED SIDING

10 per box	00 03 5701 ***
1 per box	00 03 5711 ***

6" HOODED VENT – INSULATED SIDING

1 per box – Colors	00 03 6806 ***
--------------------	----------------

*** Indicates color numbers.

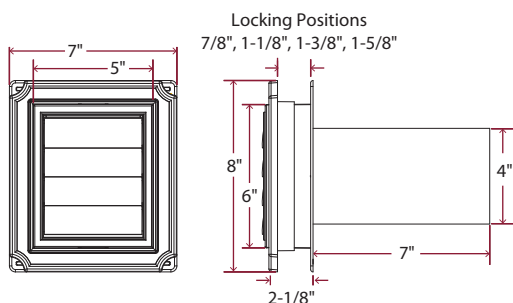
Additional charges may apply for individual pieces.

36

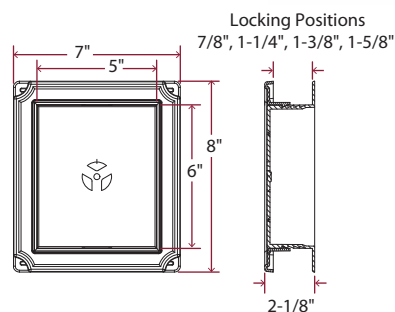
Sometimes, a standard mounting block just won't cut it. That's where our insulated siding blocks come in. Designed with extra depth in mind, this is where to turn when you're adding extra insulation to your siding.

Master® Exhaust Scallop

Exhaust flaps stay closed when not in use.
Includes 7" long aluminum tube (4" dia.).
12 sq. in. net free ventilation area

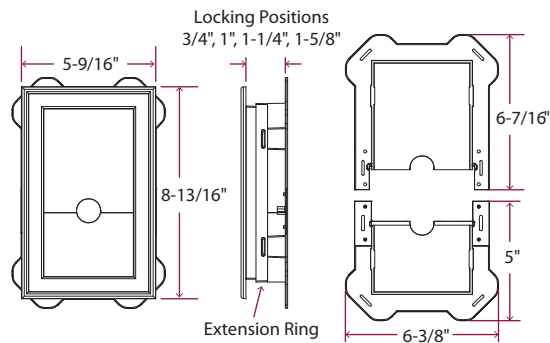


Original Mount Master® Scallop



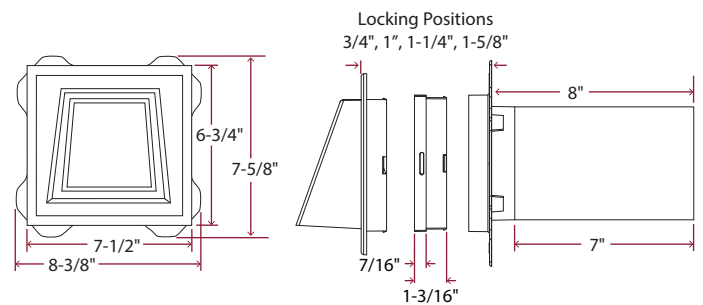
Split Block

Ring and block split apart.
Fits around existing pipes and wires.



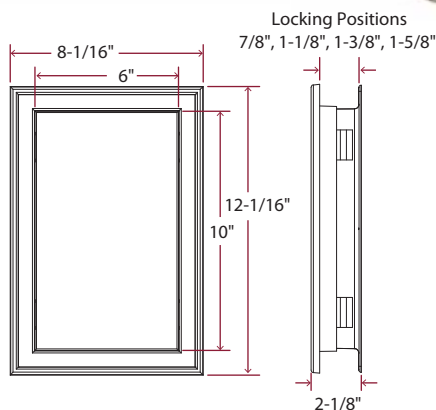
4" Hooded Vent

Concealed exhaust flap.
Includes 7" long aluminum tube. Wire screen not included.
4" Vent - 12 sq. in. net free ventilation area



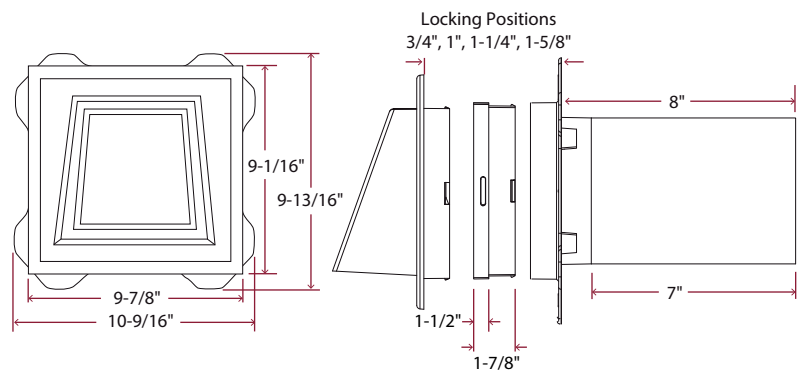
Jumbo Mount

For coach lamps.



6" Hooded Vent

Concealed exhaust flap. Wire screen included.
Includes 7" long aluminum tube.
6" Vent - 25 sq. in. net free ventilation area.



UL® LISTED ELECTRICAL MOUNT BLOCKS

38



Electrical Block



Jumbo Offset Electrical Block



Electrical wires can be ugly. And dangerous. These blocks allow for an electrical connection to be made over the top of the house wrap for a clean look. Supports fixtures weighing up to 20 lbs. And UL Listed means they're extremely safe.

ELECTRICAL BLOCK

Item #

10 per box – White (001) & Paintable (030)	00 03 1001 ***
1 per box – White (001) & Paintable (030)	00 03 1110 ***
2 per box – Colors	00 03 1002 ***
1 per box – Colors	00 03 1110 ***

JUMBO ELECTRICAL BLOCK – OFFSET

10 per box – White (001) & Paintable (030)	00 03 2010 ***
1 per box – White (001) & Paintable (030)	00 03 2110 ***
2 per box – Colors	00 03 2002 ***
1 per box – Colors	00 03 2110 ***

JUMBO ELECTRICAL BLOCK – CENTERED

10 per box – White (001) & Paintable (030)	00 03 2011 ***
1 per box – White (001) & Paintable (030)	00 03 2111 ***
2 per box – Colors	00 03 2022 ***
1 per box – Colors	00 03 2111 ***

SUPER JUMBO ELECTRICAL BLOCK

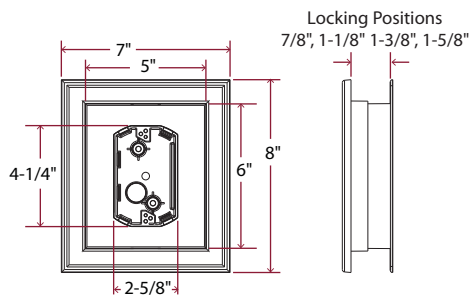
4 per box – White (001) & Paintable (030)	00 03 3011 ***
1 per box – White (001) & Paintable (030)	00 03 3111 ***
1 per box – Colors	00 03 3001 ***

*** Indicates color numbers.

Additional charges may apply for individual pieces.

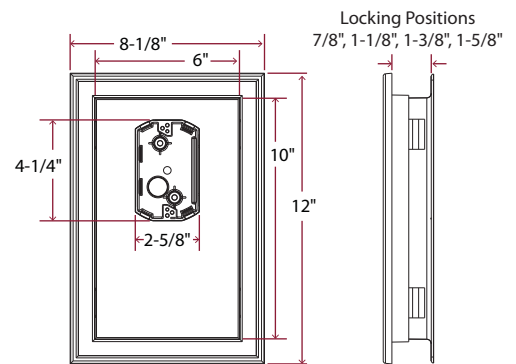
Electrical Block

With UL listed 18 cu. in. outlet box.



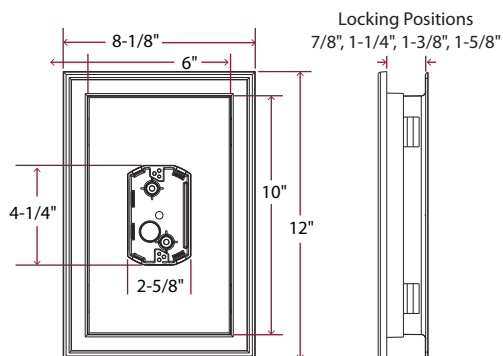
Jumbo Offset

With UL listed 18 cu. in. outlet box.



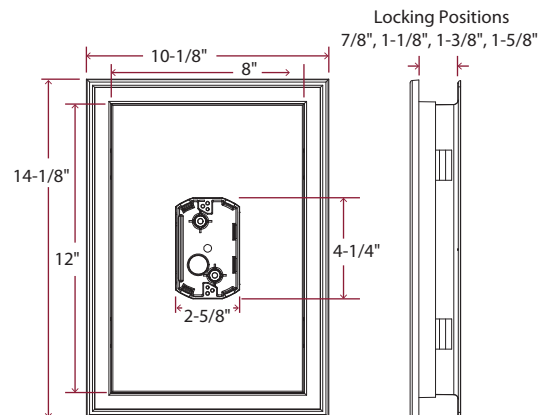
Jumbo Centered

For larger coach lamps and smaller electrical and water meters
With UL listed 18 cu. in. outlet box.



Super Jumbo

For larger coach lamps and smaller electrical and water meters





Raised Panel Shutters, Midnight Blue (166) • 6" Flat Panel Window Header, Light Grey (016) • Designer Gable Vent, Light Grey (016)

Gable Vents

From protection to performance to style, these vents have it all. The wood grain finish and sharp distinctive features provide exquisite architectural detail, while their double baffle design provides added protection from the elements. And with the most styles, sizes and colors in the industry, it's no wonder they've become the industry benchmark.



Louver Shutters, Bordeaux (167) • 6" Flat Panel Window Header, White (001) • Rectangle Gable Vent, White (001)



Round



Half Round



Round



Round Top



Oval



Half Round



Octagon



Rectangle &
Square



Designer with Keystone



Designer



Designer with Keystone



Triangles



Keystone

STANDARD GABLE VENTS

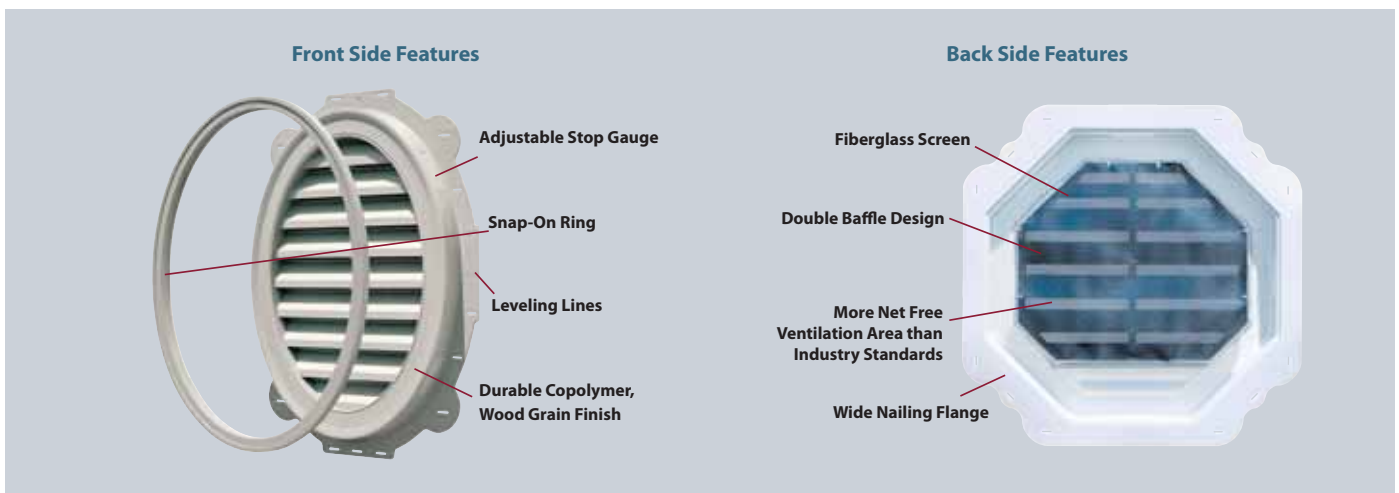
	Item #	Outside Dimension (outside ring to outside ring)	Depth	Net Free Vent. Area	Locking Positions	Can Use Keystone*	Color
Round Top							
14" x 22"	00 44 1422 ***	16"x 24"	2-3/16"	50 sq. in.	1/2", 3/4", 1", 1-1/4"	✓	▲ ●
22" x 32"	00 44 2232 ***	22"x 32"	2-3/16"	70 sq. in.	1/2", 3/4", 1", 1-1/4"	✓	▲ ●
Oval							
21" x 27"	00 42 2127 ***	21"x 27"	2-3/16"	57 sq. in.	3/4", 1", 1-1/4", 1-1/2"	✓	▲ ●
Octagon							
18"	00 40 0018 ***	18" width	2"	26 sq. in.	3/4", 1", 1-1/4", 1-1/2"		■
22" - <i>Insulated</i>	00 40 0022 ***	22" width	2"	54 sq. in.	3/4", 1", 1-1/4", 1-1/2", 1-5/8"	✓	■
27"	00 40 0027 ***	27" width	2"	81 sq. in.	3/4", 1", 1-1/4", 1-1/2"	✓	▲ ●
32"	00 40 0032 ***	32" width	2"	110 sq. in.	3/4", 1", 1-1/4", 1-1/2"	✓	▲ ●
Round							
18"	00 41 0018 ***	18" diameter	2"	26 sq. in.	1/4", 1/2", 3/4", 1", 1-1/4"		■
22" - <i>Insulated</i>	00 41 0022 ***	22" diameter	2"	50 sq. in.	3/4", 1", 1-1/4", 1-1/2", 1-5/8"	✓	■
36"	00 41 0036 ***	36" diameter	2"	140 sq. in.	3/4", 1", 1-1/4", 1-1/2"	✓	▲ ●
Half Round							
34" x 22"	00 43 2234 ***	22-1/8" x 34-1/4"	2-1/8"	100 sq. in.	3/4", 1", 1-1/4", 1-1/2"	✓	■
Rectangle / Square							
18" x 24" Classic Style	00 45 2401 ***	20-1/4"x 26-1/4"	2-3/16"	63 sq. in.	1/2", 3/4", 1", 1-1/4"	✓	▲ ●
Insulated:							
12" x 12"	00 46 1212 ***	14-1/4"x 14-1/4"	1-3/4"	38 sq. in.	1/2", 3/4", 1", 1-1/4", 1-5/8"		■
12" x 12" - White 5-pack	00 46 1205 001	14-1/4"x 14-1/4"	1-3/4"	38 sq. in.	1/2", 3/4", 1", 1-1/4", 1-5/8"		
12" x 18"	00 45 1218 ***	14"x 20"	1-3/4"	36 sq. in.	1/2", 3/4", 1", 1-1/4", 1-5/8"		■
12" x 18" - White 5-pack	00 45 1805 001	14"x 20"	1-3/4"	36 sq. in.	1/2", 3/4", 1", 1-1/4", 1-5/8"		
18" x 24"	00 45 1824 ***	20-1/4"x 26"	1-3/4"	140 sq. in.	1/2", 3/4", 1", 1-1/4", 1-5/8"		■
18" x 24" - White 5-pack	00 45 2405 001	20-1/4"x 26"	1-3/4"	140 sq. in.	1/2", 3/4", 1", 1-1/4", 1-5/8"		
20" x 30"	00 45 2430 ***	22-5/8"x 32-5/8"	1-3/4"	298 sq. in.	3/4", 1-1/4", 1-5/8"		▲ ●
Designer Series							
30" Designer Round with Keystones	00 41 0030 ***	30" diameter	2-1/8"	50 sq. in.	1/4", 1/2", 3/4", 1", 1-1/4"		
28" Designer Round without Keystones	00 41 0028 ***	28-1/4" diameter	2-1/8"	50 sq. in.	3/4", 1", 1-1/4", 1-1/2"		

*** Indicates color numbers.

* Keystone Item # 00 40 0000 ***

Modifications need to be made in the field for a keystone to fit except for: 22" Octagon, 22" Round, 22" x 34" Half Round vents.

- Full Color Offering No Minimum
- ▲ 24 Stock Colors + Paintable
- 25 Piece Minimum Full Color Offering



SPECIALTY GABLE VENTS

Only available in White (001) and Paintable (030).

Triangle	Item #	Pitch	Outside Dimension (outside ring to outside ring)	Depth	Net Free Vent. Area	Locking Positions
Triangle – 14-1/2" x 74"	00 47 0404 ***	4/12	14-1/2" x 74"	2-1/8"	56	5/8", 7/8", 1-1/8", 1-3/8"
Triangle – 17" x 70-1/2"	00 47 0505 ***	5/12	16-7/8" x 70-1/2"	2-1/8"	74	5/8", 7/8", 1-1/8", 1-3/8"
Triangle – 18" x 72-1/2"	00 47 0605 ***	6/12	18-1/8" x 72-1/2"	2-1/8"	61	5/8", 7/8", 1-1/8", 1-3/8"
Triangle – 20-1/2" x 70-1/2"	00 47 0706 ***	7/12	20-1/2" x 70-1/2"	2-1/8"	81	5/8", 7/8", 1-1/8", 1-3/8"
Triangle – 21" x 62-1/2"	00 47 0806 ***	8/12	20-3/4" x 62-1/2"	2-1/8"	69	5/8", 7/8", 1-1/8", 1-3/8"
Triangle – 23" x 62"	00 47 0907 ***	9/12	23-1/8" x 61-3/4"	2-1/8"	89	5/8", 7/8", 1-1/8", 1-3/8"
Triangle – 23" x 56"	00 47 1007 ***	10/12	23-3/8" x 56"	2-1/8"	77	5/8", 7/8", 1-1/8", 1-3/8"
Triangle – 26" x 56"	00 47 1108 ***	11/12	25-3/4" x 56-1/4"	2-1/8"	96	5/8", 7/8", 1-1/8", 1-3/8"
Triangle – 26" x 52"	00 47 1208 ***	12/12	26" x 52"	2-1/8"	88	5/8", 7/8", 1-1/8", 1-3/8"
Triangle – 17" x 34"	00 47 1204 ***	12/12	17" x 34-1/8"	2-1/8"	19	5/8", 7/8", 1-1/8", 1-3/8"

Refer to Mid-America price book for complete size offering and part numbers.

SPECIALTY GABLE VENTS

Only available in White (001) and Paintable (030).

Heights are available in specified increments based on the number of louvers.

Rectangular and square vents available in virtually any width from 12" to 96".

Locking Positions 5/8", 7/8", 1-1/8", 1-3/8"

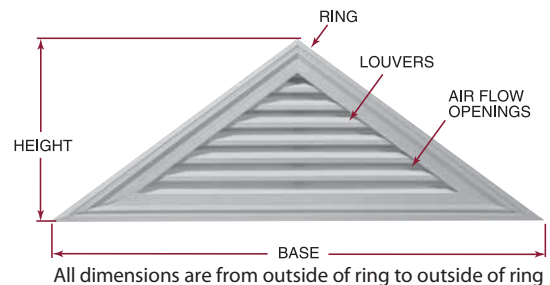
Specialty Vents are non-returnable.

How to Figure Net Free Ventilation Area for Rectangle/Square Vents

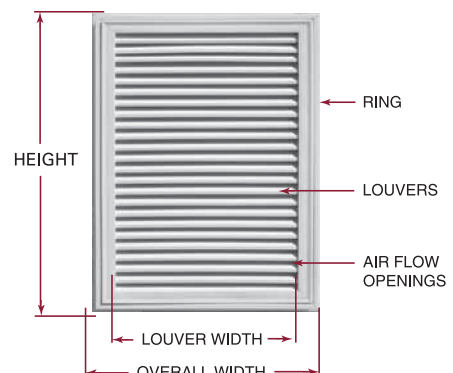
$$\text{NFVA} = (\text{Width} - 7.12) \times (.70) \times (\text{Louvers} - 1)$$

Example: 34" (W) x 42" (H) Vent

34.00	Outside width
<u>-7.12</u>	Ring & frame width
26.88	Width of one louver (air flow opening)
26.88	
<u>x .70</u>	Height of one air flow opening
18.82	Area of one air flow opening (in sq. in.)
16	Number of louvers
<u>-1</u>	Uppermost louver does not provide air flow
15	
18.82	Area of one air flow opening (in sq. in.)
<u>x 15</u>	Number of air flow openings
282.30	Net free ventilation area (in sq. in.)



Note: 4/12 and 5/12 ship with squared ends to retain proper pitch and ventilation.






44



Roof Ventilation

Mother nature is tough. That's why our roof ventilation is tougher. The durable copolymer construction makes it crush-proof and uncommonly strong and reliable. Its self-aligning, interlocking ends provide quick alignment and ensure that no weather or insects can enter between venting units.





CAPMASTER

Item # 00 07 0007 ***

Packaged one per box

Colors: Dark Grey (018), Light Grey (017), Black (002), Brown (010)

Use for all 3" & 4" vent pipes.

Adapts to all roof pitches from 3/12 to 12/12.

11" RIDGEMASTER® PLUS

Item # 00 07 1100 002

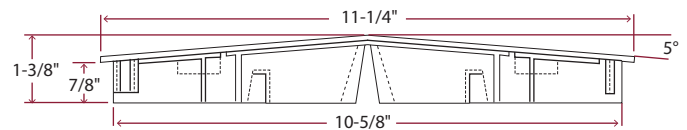
40 lineal ft./box (ten 4' pieces)—18 boxes/skid.

For roof pitches from 3/12 to 12/12.

The added pitch shows more shingle profile and less vent opening.

Easily adapts to a Peak Vent or Flash Vent.

Internal baffle engineered to keep snow and rain from entering.



9" RIDGEMASTER® PLUS

Item # 00 07 0900 002

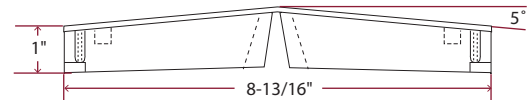
40 lineal ft./box (ten 4' pieces)—18 boxes/skid.

For roof pitches from 3/12 to 12/12.

The added pitch shows more shingle profile and less vent opening.

Easily adapts to a Peak Vent or Flash Vent.

Internal baffle engineered to keep snow and rain from entering.



9" HIP MASTER®

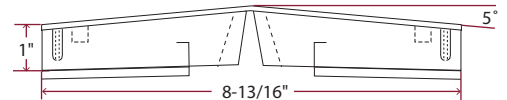
Item # 00 07 0911 002

40 lineal ft./box (ten 4' pieces)—18 boxes/skid.

For 9" Hip.

The triple baffle system's engineered to keep blowing rain and snow from entering.

Can be joined with RidgeMaster Plus.



11" HIP MASTER®

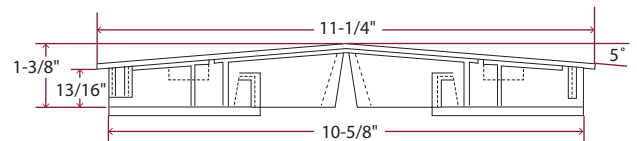
Item # 00 07 1111 002

40 lineal ft./box (ten 4' pieces)—18 boxes/skid.

For roof pitches from 3/12 to 12/12.

The triple baffle system's engineered to keep blowing rain and snow from entering.

Can be joined with RidgeMaster Plus.



HOW TO FIGURE PROPER VENTILATION

- Industry Standard for Proper Ventilation:
1 sq. ft. of ventilation for every 300 sq. ft. of attic space with 50% in ridge and 50% in soffit.
- RidgeMaster Plus and HipMaster:
12.228 sq. in. per linear foot—Net Free Ventilation Area

EXAMPLE: 2,000 SQ. FT. ATTIC

- 40' x 50' = 2,000 sq. ft. attic.
- 2000 sq. ft./300 sq. ft. = 6.67 sq. ft. (total ventilation req.)
- 6.67 x 144 = 960 sq. in. (conversion to inches)
- 960 sq. in. = 480 sq. in. (ridge) + 480 sq. in. (soffit)
- A 50' ridge with RidgeMaster installed equals approximately 600 sq. in. of ventilation. More than industry standards.

*** Indicates color numbers.

COLOR PROGRAM

STANDARD SHUTTERS:

LOUVER, RAISED PANEL, AND BOARD-N-BATTEN™

16 Colors: 001, 002, 004, 008, 009, 010, 018, 023, 027, 028, 036, 078, 117, 122, 166, 167, and paintable (030)

Non-Stock

Color Program: Louver and Raised Panel Only

Louver and Raised Panel Standard sized shutters can be produced in any color that Mid-America manufactures. This program is designed to provide color options on large scale projects. The lead time is 4 weeks and orders are non-cancelable and non-returnable. **25 pair minimum.**

The upcharge per category is based off a net price:

25 - 50 pair50%
51 - 99 pair40%
100 - 249 pair.....30%
250+ pair20%

Custom

Color Program: Standard Louver and Panel shutters can be produced in a custom color. Minimum order size of 100 pairs per color, per size. Different size shutters or colors cannot be combined to achieve the minimum order. Custom color orders have a 10 week lead time. Orders are non-cancelable and non-returnable. Additional charges apply. Call Customer Service for a quote.

SPECIALTY SHUTTERS:

LOUVER, RAISED PANEL, BOARD-N-BATTEN, AND COMBINATION

16 Colors: 001, 002, 004, 008, 009, 010, 018, 023, 027, 028, 036, 078, 117, 122, 166, 167 and paintable (030)

MOUNT BLOCK UTILITY VENT COLOR PROGRAM

- Available in our full color offering. Ask to see color key chain for selection.
 - All Mount Blocks and Utility Vents including Standard, Water Management, Insulated.
 - FoundationMaster is available in the 24 stock colors plus paintable.
- *Available in our full color offering with a 3 box minimum.

WINDOW AND DOOR TRIM

Headers, Door Surrounds, and Pilasters

18 colors: 001, 002, 004, 008, 009, 010, 018, 023, 027, 028, 034, 036, 078, 117, 122, 123, 166, 167 and paintable (030).

- Standard and specialty header widths can be combined to reach the 25 piece minimum for any color outside of the stock program.
- Header styles (6" Flat, 6" Dentil, 9" Flat and 9" Dentil) cannot be combined to reach the 25 piece minimum.
- Non-stock colors have a 4 week lead time, are non-cancelable and non-returnable.
- 9" flat panel header in 128" width, specialty widths over 144" and headers with end caps over 73" are only available in White (001), Bright White (117), White (123) and Paintable (030).
- Scallop and Square Exterior Dentil trim available in full color offering with a 4 box minimum (32 lineal ft).

DENTIL TRIM

9 Colors: 001, 002, 008, 023, 028, 034, 078, 117, 123, and paintable (030). Also available in our full color offering with a 4-box minimum. No minimum required on corners or end caps.

GABLE VENT COLOR PROGRAM

24 Colors: 001, 002, 008, 011, 012, 013, 016, 020, 021, 023, 028, 034, 045, 048, 049, 069, 078, 082, 085, 089, 095, 097, 117, 123, and Paintable (030).

Cannot combine different vents or colors to equal the 25 piece minimum. Specialty Gable Vents are only available in White (001) and Paintable (030).












Standard Lead Time: 10 Business Days

	Full Color Offering No Minimum	24 Stock Colors + Paintable	25 Piece Minimum Full Color Offering
Round Top			
14" x 22"		•	•
22" x 32"		•	•
Oval			
21" x 27"		•	•
Octagon			
18"	•		
22"	•		
27"		•	•
32"		•	•
Round			
18"	•		
22"	•		
36"		•	•
30" Round w/ Keystones		•	•
28" Round w/o Keystones		•	•
Half Round			
34" x 22"	•		
Rectangle / Square			
12" x 12" Square	•		
12" x 18" Rectangle	•		
18" x 24" Classic Style		•	•
18" x 24" Rectangle	•		
20" x 30" Rectangle		•	•

Stock Vent Colors

			
White 001	Black 002	Clay 008	Sandalwood 011
			
Dark Almond 012	Light Almond 013	Light Grey 016	Cream 020
			
Sandstone Beige 021	Wicker 023	Forest Green 028	Parchment 034
			
Sandstone Maple 045	Almond 048	Almond 049	Tan 069
			
Wineberry 078	Linen 082	Clay 085	Champagne 089
			
Clay 095	Clay 097	Bright White 117	White 123
			
Paintable 030			

Shutter Colors*

			
White 001	Black 002	Wedgewood Blue 004	Clay 008
			
Federal Brown 009	Musket Brown 010	Tuxedo Grey 018	Wicker 023
			
Burgundy Red 027	Forest Green 028	Classic Blue 036	Wineberry 078
			
Bright White 117	Midnight Green 122	Midnight Blue 166	Bordeaux 167
			
Paintable 030			

* All mount blocks are available in full color offering (250+ colors).
Actual colors may vary from printed representations.

PLANT ORIGATION KEY	Metamora MI	Elkland PA	Latta SC
Standard Shutters			
Board-N-Batten™	M		
Louver		E	
Panel		E	
Specialty Shutters			
Board-N-Batten™	M		
Louver	M		
Panel	M		
Shutter Tops			
14-1/2" Open Louver		E	
14-3/4" Raised Panel		E	
12" Raised Panel		E	
14-1/2" Solid		E	
6" Elliptical		E	
14-3/4" Transom Top		E	
12" Transom Top		E	
Window and Door Trim			
Headers		E	
Header Keystones		E	
Pilaster Kit for Door Surround		E	
Dentil Trim		E	
Gable Vents			
Standard Vents		E	
Gable Vent Keystones		E	
Specialty Vents	M		
Mount Blocks			
All Mount Blocks		E	
Utility Vents			
FoundationMaster™		E	
Animal Guards		E	
Master Exhaust Vent		E	
Master Intake/Exhaust Vent		E	
Classic Hooded Vent		E	
Accessories			
Decorative Hinge & S-Hook		E	
Shutter-Lok™	M/E	M/E	
Painted Steel Screws	M/E	M/E	
Ferrules		E	
Roof Ventilation			
SturdiMount®	M		L



MidAmericaComponents.com
Customer Service: 800-521-8486
Fax: 888-459-3647

