

THE WEATHERED SERIES

The Weathered Series Collection perfectly portrays the timeless appearance and spectacular curb appeal of naturally-aged cedar after years of sun exposure. Designed to capture the essence of time itself and deliver a beauty that can not be duplicated. Discover your perfect shade.

Six Distinct Shades

From light gray to dark brown, there's a variety of colors to help you capture just the right feel

Realistic Weathering

Balanced tone and textures simulate nature's imperfect beauty

Lasting Beauty

Our proprietary UV coating system protects against fading and ensures long-lasting good looks



Newport Cedar



Seaside Gray



Autumn Cedar



Antique Gray
(Weathered White)




Harvest Cedar
(Natural Cedar)



Sunset Cedar
(Traditional Cedar)

AVAILABLE IN FIVE PROFILES

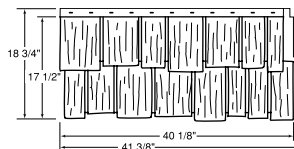
RoughSawn Cedar EZ™



Panel Dimensions

Overall	59 1/4" w x 15" h
Exposed	55 1/2" w x 13" h
Material	Polypropylene
Pieces per carton	10
Approx. sq. ft. per carton	50
Carton weight	37 lbs. Solid 45 lbs. Weathered
Cubic ft. per carton	3.4


Hand-Split Shake EZ™



Panel Dimensions:

Overall	41 3/8" w x 18 3/4" h
Exposed	40 1/8" w x 17 1/2" h
Material	Polypropylene
Pieces per carton	10
Approx. sq. ft. per carton	50
Carton weight	32 lbs. Solid 38 lbs. Weathered
Cubic ft. per carton	4.3

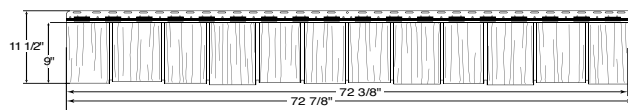
RoughSawn Cedar Single EZ™



Panel Dimensions

Overall	90 1/10" w x 8 1/2" h
Exposed	89 1/10" w x 6 1/2" h
Material	Polypropylene
Pieces per carton	12
Approx. sq. ft. per carton	50
Carton weight	40 lbs.
Cubic ft. per carton	2.8

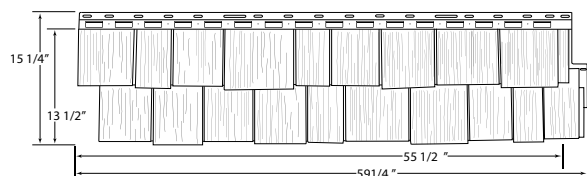
Cedar Pride EZ™



Panel Dimensions:

Overall	72 7/8" w x 11 1/2" h
Exposed	72 3/8" w x 9" h
Material	Polypropylene
Pieces per carton	11
Approx. sq. ft. per carton	50
Carton weight	37 lbs. Solid 47 lbs. Weathered
Cubic ft. per carton	3.08

RoughSawn Cedar Staggered EZ™

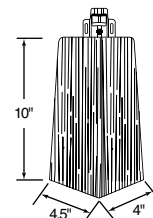


Panel Dimensions

Overall	59 1/4" w x 15 1/4" h
Exposed	55 1/2" w x 13 1/2" h
Material	Polypropylene
Pieces per carton	12
Approx. sq. ft. per carton	50
Carton weight	37 lbs. Solid 45 lbs. Weathered
Cubic ft. per carton	1.0

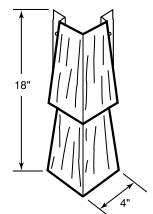
Cedar Pride Universal 90° Outside Corner

Dimensions, exposed	4" x 4 1/2" x 10" h
Material	Polypropylene
Pieces per carton	14
Linear ft. per carton	10.5
Carton weight	6 lbs.
Cubic ft. per carton	<1.0



Hand-Split Shake 90° Outside Corner

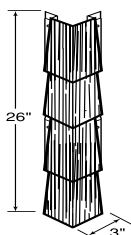
Dimensions, exposed	4" x 4" x 18" h
Material	Polypropylene
Pieces per carton	10
Linear ft. per carton	15
Carton weight	8 lbs.
Cubic ft. per carton	1.7



RoughSawn Cedar 90° Outside Corner

Dimensions, exposed	3" x 3" x 26" h
Material	Polypropylene
Pieces per carton	5
Linear ft. per carton	10.8
Carton weight	6 lbs.
Cubic ft. per carton	1.0

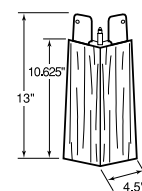
-Use for both Single, Dual and Staggered courses



Hand-Split Shake M Series Corner

Dimensions, exposed	4 1/2" x 4 1/2" x 9 to 10" h
Material	Polypropylene
Pieces per carton	16
Linear ft. per carton	12-13 ft. variable
Carton weight	12 lbs.
Cubic ft. per carton	2.13

-Adjustable 1 inch overlap on stacked corners



For more information on Exteria and our wide variety of state-of-the-art building products, please call us at 877.EXTERIA (398.3742) or visit us on the web at www.exteriabp.com. Fax orders to 877.471.0562

Printed March 2015 • © Exteria Building Products

exteria
BUILDING PRODUCTS